

Window system with slim profiles

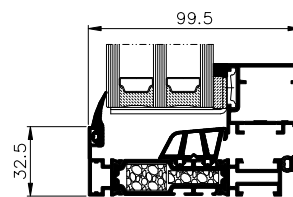
MB-SLIMLINE

Highly insulated, **MB-SLIMLINE** window system with thermal break is intended for fabrication of external structure elements such as various types of highly resistant, inward-openable windows (side-hung, hopper, tilt-and-turn windows) and fixed windows of an excellent water resistance, air tightness, and sound insulation performance.

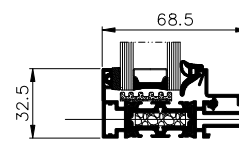
With its very small-width aluminium profiles, visible from the external side of the construction, **MB-SLIMLINE** enables to fabricate casements in two variants – with visible or invisible profiles (SG) from the external side of the structure. When invisible casements are used, the appearance of openable and fixed units is almost identical. This system can also greatly replace the old-style windows, made of steel profiles and maintain a similar appearance from the outside of the construction, while significantly increasing the thermal insulation of the partition.

▪ U_w from 0,8 W/(m²K)

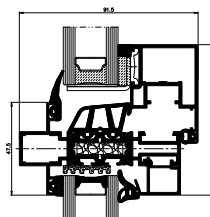




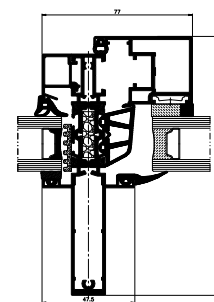
Opening window – cross section



Fixed window – cross section



Fixed and opening window – cross section



Fixed and opening window – cross section

FEATURES AND BENEFITS

- high resistance to water & air infiltration plus an excellent thermal insulation can be obtained thanks to the special shape of the central gasket
- good thermal insulation U_w from 0,8 W/(m²K)
- important glazing range, up to 81 mm
- the use of typical "Euro" grooves enables installation of most of the available fittings
- the construction method is maximally simplified. Profile connections (corner & T-connections) are performed by bolting or studding

TECHNICAL SPECIFICATION	MB-SLIMLINE
Frame depth	68,5 – 123,5 mm / 90,5 – 145,5 mm
Sash depth	77,5 mm / 99,5 mm
PROFILES DIMENTIONS	
Fixed / opened window for 68,5 mm frame	8 – 50 mm / 17 – 59 mm
Fixed / opened window for 90,5 mm frame	30 – 72 mm / 39 – 81 mm
SIZE AND WEIGHT LIMITATIONS	
Maximum size of window (H×W)	H to 1400 mm, W to 2400 mm H to 1600 mm, W to 2100 mm
Max weight of sash	150 kg
PERFORMANCE	MB-SLIMLINE
Air Permeability	class 4, EN 1026:2001; EN 12207:2001
Watertightness	class E 1500, EN 1027:2001; EN 12208:2001
Thermal insulation (U_w)	from 0,8 W/(m ² K)